



Our Lady of Grace Drive to 5 Map

-  School Site
-  Sidewalks
-  Painted Pedestrian Crosswalks

Trails

-  Not Winter Maintained
-  Winter Maintained

Intersection Details

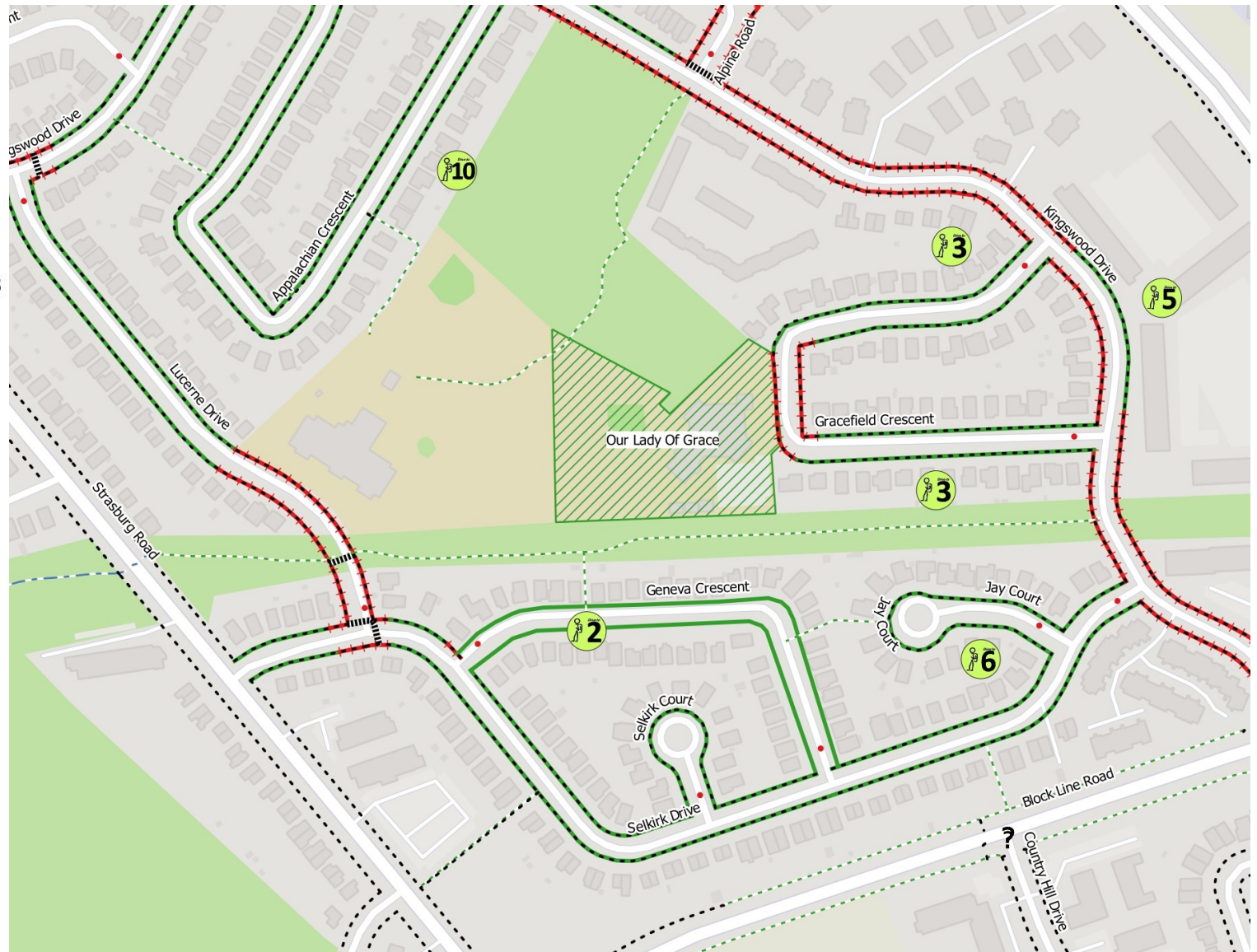
-  Stop Sign
-  Adult Crossing Guard

Parking Areas

-  Parking Restrictions Apply
-  On-Street Parking

Park And Walk Locations

-  5 Walk Time (min)



Do not park in the area between the signs. This means you may not stop your vehicle except to load or unload passengers or merchandise.

(Used in pairs or groups.)

FINE: \$40—\$45



Do not stop in the area between the signs. This means you may not stop your vehicle in this area, even for a moment.

(Used in pairs or groups.)

FINE: \$80